

*Appendix – Software License Management*

## Note

The software license management Needs the USB dongle Key. USB dongle key used to activate software license can be only used activating the software license after the activation. After activation software license in the PC, the used USB dongle key run only the activated S/W license. in the PC. And after activated, the activated software license of dongle key use for only activation license. in the PC. USB Dongle Key does not require to run digital console software. And you cannot return to normal state of USB dongle key for running in several PC.

Please careful.

# 1. Activation of Software License

## 1.1. Software license management software

- (1) Run SoftwareKeyManager.exe
- (2) If the USB dongle Key is not installed in the PC, Key Lock value shows "No hardware key" as hardware information.

The screenshot shows the 'Software key manager' application window. It is divided into two main sections: 'Hardware Information' and 'Software Inforamtion'. In the 'Hardware Information' section, the 'Keylock' field is highlighted with a red border and is empty. Below it, the 'State' field contains the text 'No hardware key.'. In the 'Software Inforamtion' section, the 'Keylock' field is empty, and the 'State' field contains the text 'No software key.'. At the bottom of the window, there are three buttons: 'Check Key', 'Chage' (with a dotted border), and 'Close'.

- 
- (3) If the USB dongle key is installed in the PC or Push Check, click "Check Key" while USB dongle key is installed in the PC. Then, Keylock value will be shown the Serial Number of USB dongle Key.

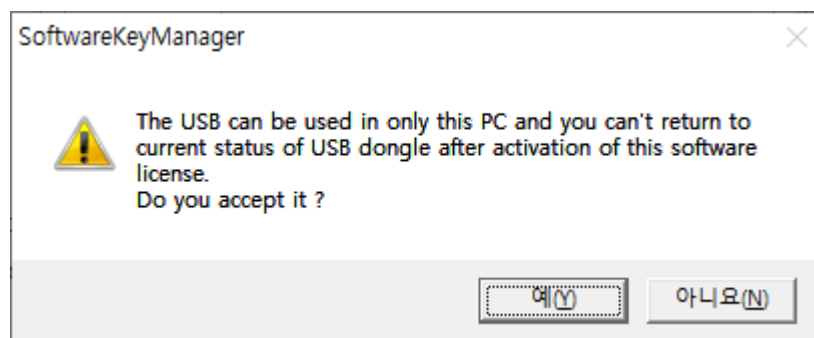
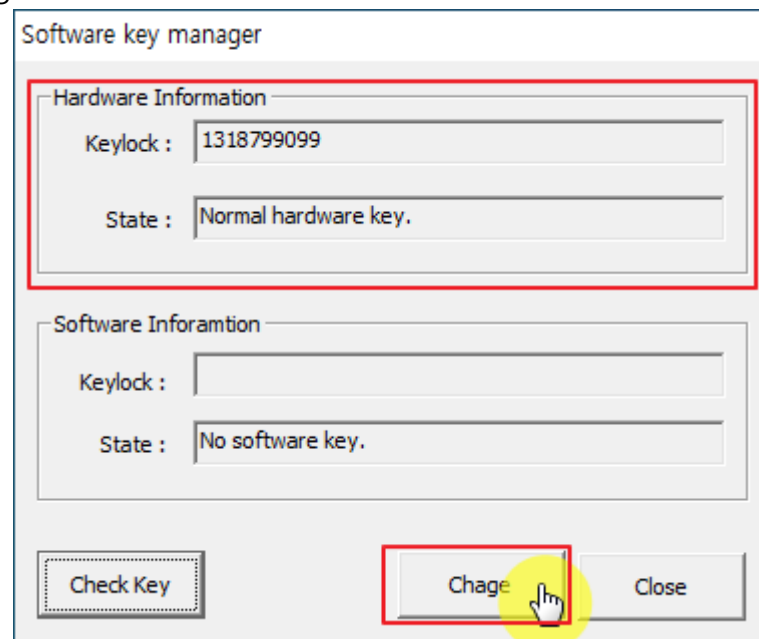
The screenshot shows a dialog box titled "Software key manager". It contains two sections: "Hardware Information" and "Software Information". In the "Hardware Information" section, the "Keylock" field is empty and highlighted with a red box, and the "State" field contains the text "No hardware key.". In the "Software Information" section, the "Keylock" field is empty and the "State" field contains "No software key.". At the bottom, there are three buttons: "Check Key" (highlighted with a red box and a yellow circle with a hand cursor), "Chage" (with a dotted border), and "Close".

The screenshot shows the same "Software key manager" dialog box. In the "Hardware Information" section, the "Keylock" field now contains the serial number "1318799099" and is highlighted with a red box. The "State" field now contains the text "Normal hardware key.". The "Software Information" section remains unchanged with empty "Keylock" and "No software key." state. The "Check Key" button now has a dotted border, while "Chage" and "Close" remain the same.

- (4) The state value is shown of "Normal hardware Key" before activating software license.

---

(5) Click "Change" button.



Click "Yes" to accept and complete the software license.

---

(6) Software Information will state 'Software key is Activated!' as below picture when activation is successfully done.

The screenshot shows a dialog box titled "Software key manager". It contains two sections: "Hardware Information" and "Software Information". Both sections have a "Keylock" field with the value "1318799099" and a "State" field. The "State" field in the "Hardware Information" section contains "Software key entered.", and the "State" field in the "Software Information" section contains "Software key is Activated!". Both "State" fields are highlighted with a red border. At the bottom of the dialog, there are three buttons: "Check Key", "Chage", and "Close".

If success activated software license, state value is shown as below :

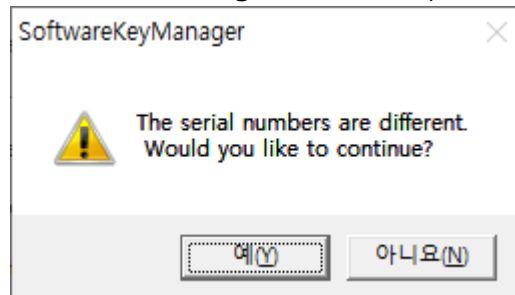
- State of Hardware Information: **"Software key entered"**
- State of Software Information: **"Software Key is Activated!"**

Once software license is activated, both Software License and USB Dongle Key can be used at the PC that has completed the software license only

Reactivating is available only at the same PC that has done at the first time.

---

When "Change" button is clicked while different USB Dongle Key is installed at the PC, check message will show up as below.



If click "Yes", new software license and USB Dongle Key will be activated in this PC.

And this will mean that one PC will have two activated software license and USB Dongle Key.

Once one USB Dongle Key is activated at one PC, same USB Dongle Key cannot be used no other PC than activated PC.